



YOUR DIGITAL FOOTPRINT

WHAT'S TO COME

How can I become a responsible Digital User?

CREATE A SAFE ONLINE ENVIRONMENT

1.

REFLECT ABOUT DIGITAL
SELF: Your Digital Footprint

2.

CONNECT WITH OTHERS
RESPONSIBLY: **You as a
Digital Citizen**

3.

THINKING CRITICALLY
ONLINE: Be a Critical
Thinker

Your digital identity





ACTIVITY

5 mins

What is a secret you have about yourself? Keep this secret in your mind. You won't have to share this secret with anyone or write it down.

Now answer these questions:

1. How many people in this room know the secret?
2. How many people in your neighborhood know the secret?
3. How many people that you have never met face-to-face know the secret?



ACTIVITY

5 mins

Imagine that you had to write down that secret on a piece of paper and one random person in this group was to read it. Here are some more questions — again, answer them only in your mind, not out loud or in writing. After one week goes by:

1. How many people in this room would now know the secret?
2. How many people in your neighborhood would now know the secret?
3. How many people that you have never met face-to-face would now know the secret?

**Why is it important to keep
your digital identity safe?**

What to share

Friends

Family

Colleagues or
fellow students



Your online tracks

ANY BEHAVIOR
YOU DO ONLINE
LEAVES A MARK
DEPENDING ON HOW
YOU MANAGE INFO



What you share about yourself

Profile and Personal
Information

Posts

Messages

What you
share/like

Who are the ones that have access to that info

Online friends
and relationships

Being aware

1. Reputation
2. Money Theft
3. Identity Theft
4. Strangers



Protecting your digital identity

Security Programs



SUMMARY

Why is it important to keep your digital identity safe?

1.

Because there are different ways people can access information about us and possibly use it to our disadvantage

2.

But we can take precautions to minimize our vulnerability to different online risks.



Protecting Your Digital Identity

Protecting your digital identity

Cookies



Digital stocktake



Digital stocktake

Who has access?



Digital stocktake

What programs
do you use?



Digital stocktake

Take a closer look

Password

Personal information

Privacy settings

Security



Secure accounts

Set strong passwords



What to share?

Activate login approvals

fb.me/LoginApprovals

Logout of unused devices

fb.me/ActiveSessions

Privacy checkup

<https://www.facebook.com/about/basics>



For more resources, please visit facebook.com/help

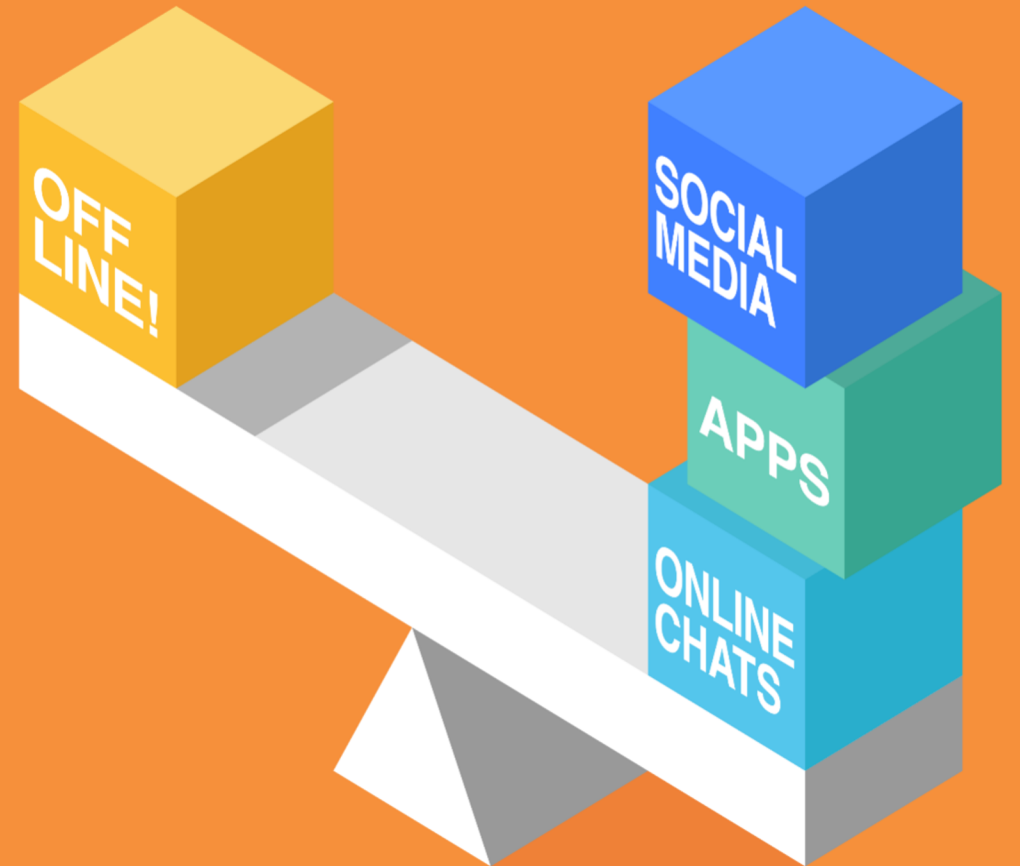
Digital wellbeing

Look after
yourself




Digital wellbeing

Balance



Digital wellbeing

Your code of conduct



You're a creator



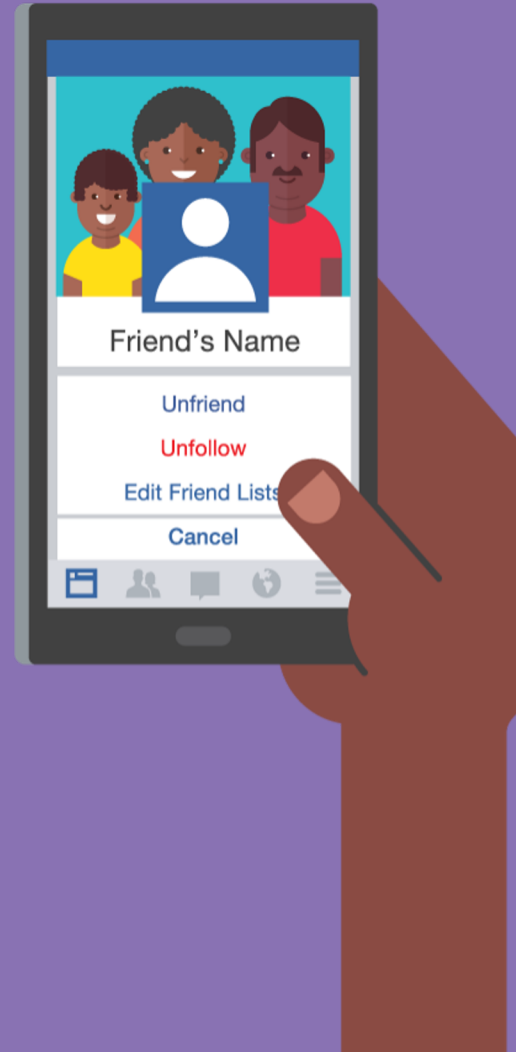
So create and
publish responsibly



Unfriend

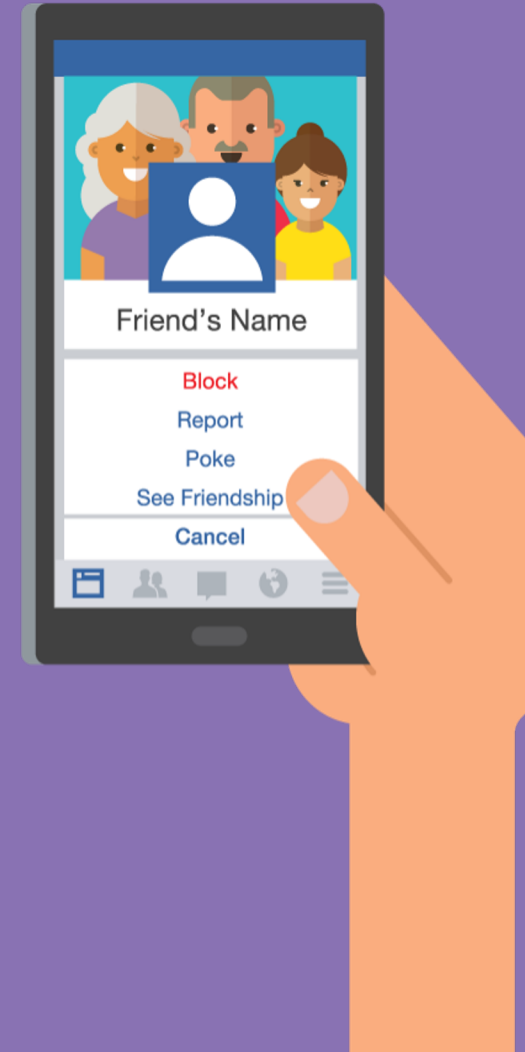


Unfollow




Block

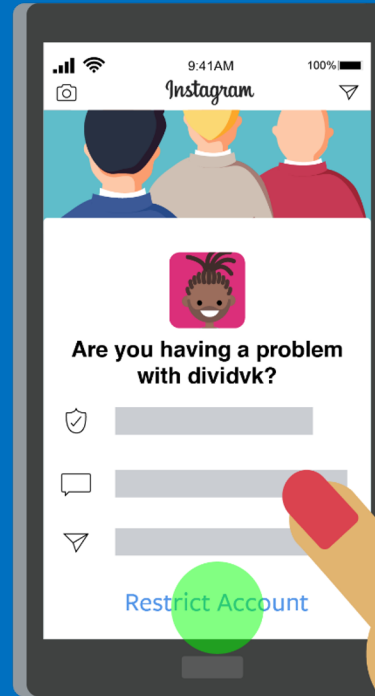
fb.me/Blocking



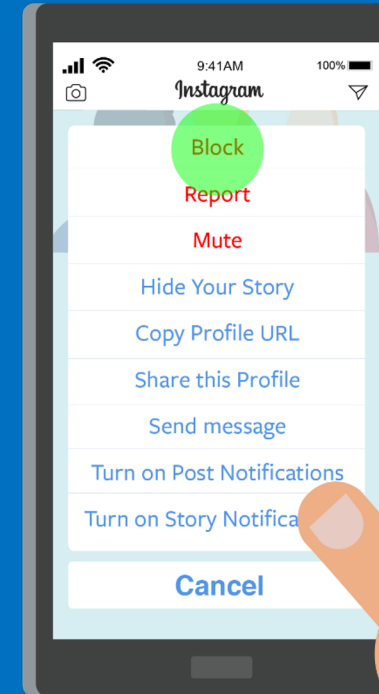
Reporting



Restrict



Blocking



SUMMARY

How can I protect my digital identity?


1.

Adjust your privacy settings.

2.


Reflect about what you are doing online and think about the information you post and share

Time to help Angela
make the right and
safe online choices!



Angela just started using the internet and she discovered this new social media site. She doesn't really know who uses it, but it seems to be fun to join!

She has been asked to provide her name and address.



Steps

1 Check Settings (Alerts and Approvals for Log-In and Log-Out, Log-out after use)

2 Use a strong password


3 Activate 2 Factor Authentication

4 Conduct privacy/security check-up regularly

5 Report to FB if your account gets hacked

Quiz # 1


- Angela loves going to internet cafes to play games and to log into social media sites to check her friends' posts.
- She is in the café today but not sure if she is safe.
- What should she do?



Answer

Ensure that you always log out when not using your personal gadget

Ensure password is strong and unique



Steps

1 Check Settings (Alerts and Approvals for Log-IN and Log-Out, Log-out after use)

2 Use a strong password


3 Activate 2 Factor Authentication

4 Conduct privacy/security check-up regularly

5 Report to FB if your account gets hacked

Quiz # 2


- Angela is really excited to try different ways to earn money.
- She doesn't really know who uses this social media site, but since it has quite a number of shares and likes - she plans to give her bank details anyway!
- What should she do?



Answer

Check for reviews about the social media site

Not share details and report the site



Steps

1 Review friends list and ensure that you really know them

2 Adjust privacy settings of post and change if needed

3 Adjust location settings of post

SUMMARY

Your Digital Footprint

1.

What is digital identity?
All the information you enter, post and share while you are on the internet helps form your digital identity

2.

Why is it important to protect our digital identity?
People can take advantage of our online interactions but if we take precautions we can minimize our vulnerability to different online RISKS.

3.

How can I protect my digital identity?
Adjust privacy settings and reflect on what you share and post online

How can I become a responsible Digital User?

CREATE A SAFE ONLINE ENVIRONMENT

1. REFLECT ABOUT DIGITAL SELF: **Your Digital Footprint**

Safe digital practices for self i.e. privacy/security settings, what you share

2. CONNECT W/ OTHERS RESPONSIBLY: **You as a Digital Citizen**

Safe digital practices in relation to others i.e. how to communicate online, managing dangerous personalities

3. THINKING CRITICALLY ONLINE: **Be a Critical Thinker**

Safe digital practices for your community i.e. how to respond to diff kinds of info, manage fake news

Thank you