

---

MODULE 5

DIGITAL TAYO

# Introduction to Digital Learning



# Check-in: How much time do you spend on the internet in a day?

Use your Zoom reactions!



Less than 1 hour

1-2 hours

3-5 hours

6-8 hours

More than 8  
hours

# House Rules



**Kindly change your name to:**

**ORG\_NAME**  
(e.g. AHA! BD\_Juan Dela Cruz)



**Always show respect. This is a safe space.**



**Unmute only when you are speaking.**



**Press Zoom's Raise Hand button if you want to speak. When called, kindly unmute yourself and answer.**

# Learning Objectives



**Describe the use of the Internet in our everyday lives.**



**Define digital information and identify how digital information is shared online.**



**Explain how to access information and communities online for knowledge and socialization.**



**Determine how to shape other people's perceptions based on the information available online.**

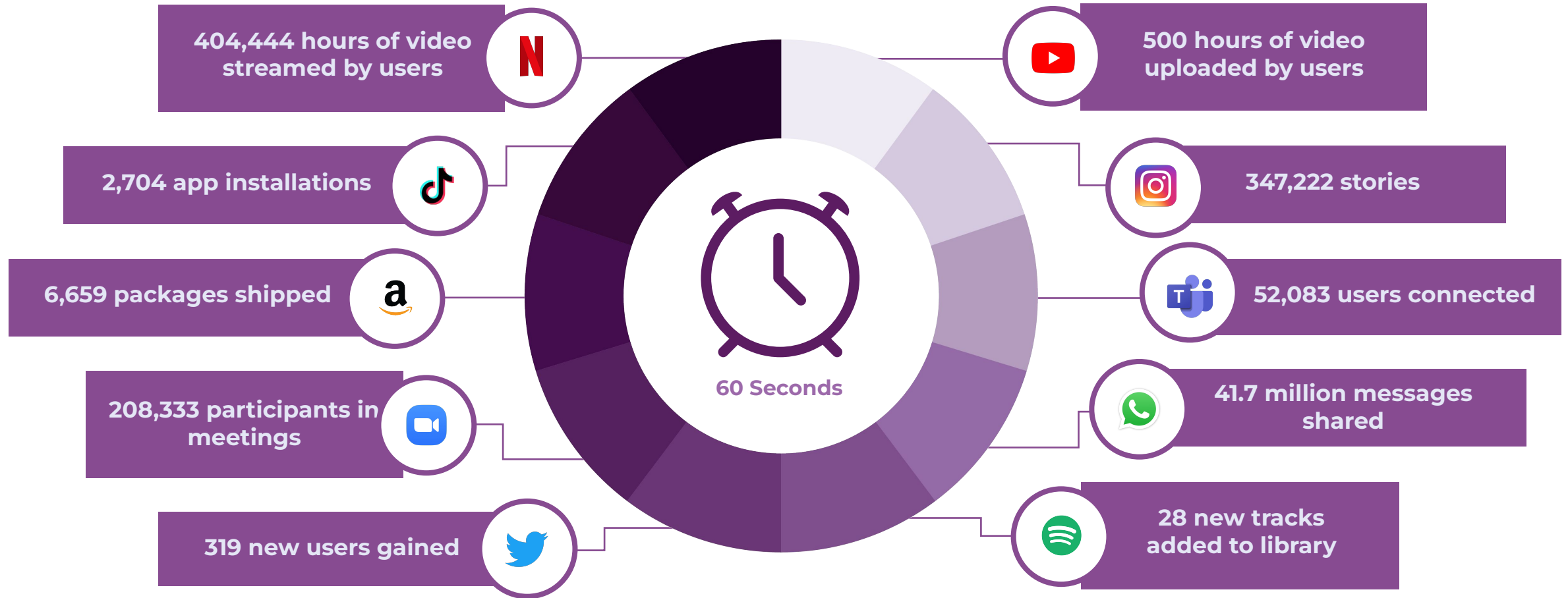
## LESSON 1

# What is the Internet and how do we connect to it?



# A Minute of the Internet in 2020

Estimated amount of data created on the internet in one minute



# Daily time spent using online media in the Philippines\*

\* Reference: *Average daily time spent using online media in the Philippines in 3rd quarter 2021, by activity (in hours) (2022)*. Statista. Retrieved August 26, 2022 from <https://www.statista.com/statistics/803812/daily-time-spent-using-online-media-by-activity-philippines/>



Average of 4 hours and 15 minutes spent using social media

Average of 10 hours and 16 minutes accessing the internet on various devices



What is  
**the Internet?**






# Internet

A network that **links computers** together and **allows information or data to travel** from one computer to another

The words **cyberspace**, **web**, and **net** are most often used to refer to the Internet.



**Internet connects you to social media platforms.**



**You use computers/devices to be connected to the internet through satellites or mobile phone networks.**



**You access data such as user profiles and media such as photos and videos on social media.**



## Activity

# How do people use the Internet?





## Activity

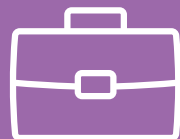
# How do people use the Internet?



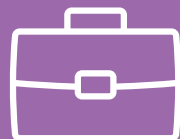
## Communication



## Entertainment



## Learning or Self-development



## Work

# How to connect to the Internet?



# What are these?



# What are these?

These are **access points**.




# What is this?





# What is this?

This is a **router**.



# What is this?

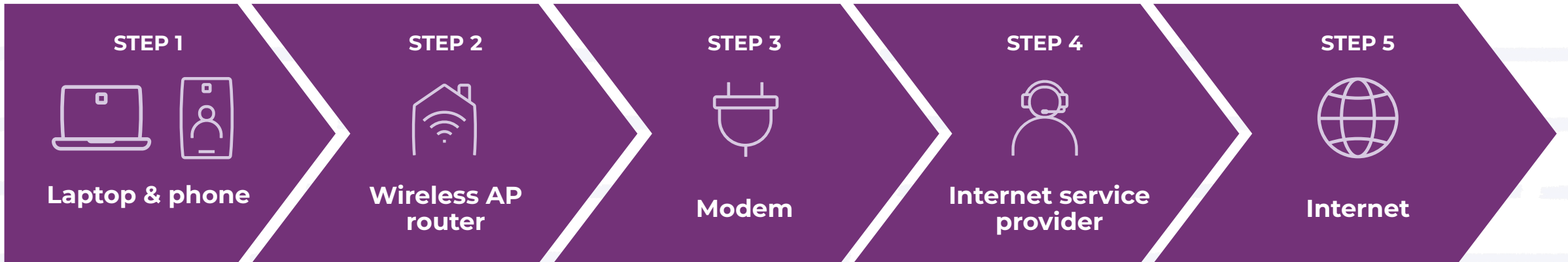


# What is this?

This is a **modem**.



# How to connect to the Internet using a device?



# The Internet...



**is a vast network  
of computers linked  
together via a network  
worldwide**



**has changed the way  
we live in modern  
society**



**is used by people  
to communicate, work,  
research, and be  
entertained**

# The Internet...



**connects people using a wide variety of devices, such as computers, cell phones, televisions, gaming devices, and cars to share information**



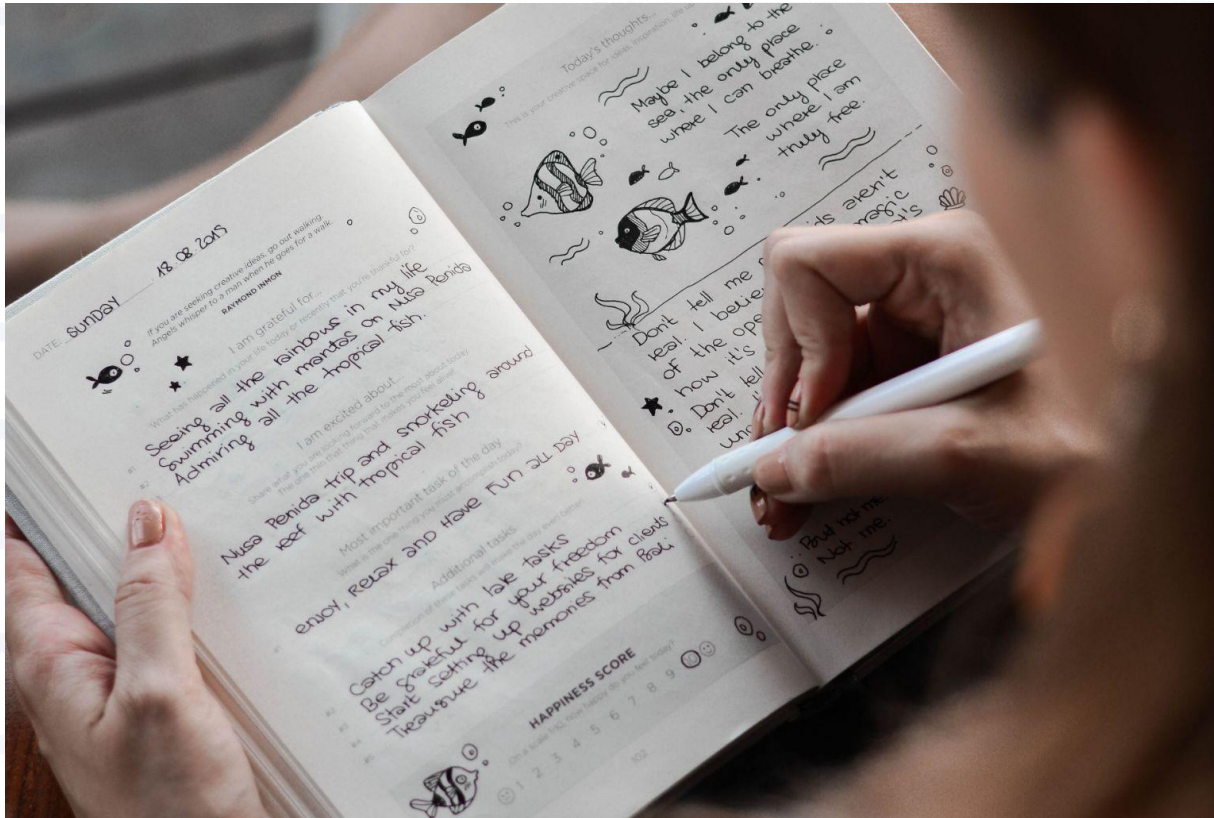
**can be used either wired or wirelessly**

LESSON 2

# Digital Information and Sharing



# What's the difference between these two images?





# General Information



# Digital Information



## General Information



**Facts or information about someone or something.**

For example, handwritten notes on your diary or recipes on cardstocks.

## Digital Information



**Information that a computer can process.**

These can be things like numbers, words, pictures, videos, or sound. For example, it can be an email you send, text message to a friend, photograph on social media, or even a video.

Which one is  
General  
Information?

Which one is  
Digital  
Information?



Your  
favorite  
food



Your  
birthday

Which one  
is General  
Information?

Which one  
is Digital  
Information?



Your driver's  
license  
number



Brand of the  
clothes you  
wear



How many people do you think  
**use the Internet?**



**Almost 4.57  
Billion People!**



## Activity

Which of the images represent sharing of digital information?


1



2



3



4



5



6





**Is your information safe  
on the Internet?**





**When you go to a mall,  
to what network do you connect?**





# Public Connections (Unsecure, Untrusted)



- Networks that don't require a password to log in



- Other people on the same network may see your information



- They could steal information you send over the network or monitor what you are doing



# Private Connection (Secure, Trusted)



- **Require a password**



- **Encryption is enabled**



- **You are certain the network you are signing into is the one the network name is representing**



- **Secure and trusted networks offer the most protection**



# Websites



- Websites use a standard called **HTTPS** to encrypt data passed over the internet



- Adding “**https://**” in front of the URL you use (e.g., <https://www.mysite.com>) provides an extra layer of security by preventing any third party from easily viewing the data from your connection



- However, not all websites support **HTTPS**



# Accessing the Internet

**Bring out your Worksheet or pen and paper.**

**What are the benefits of connecting to the internet?**

**What are some of the drawbacks of connecting to the internet?**

**What might be some security concerns when using a wireless connection versus a wired internet connection?**



# Accessing the Internet

**Bring out your Worksheet or pen and paper.**

## Module 1: Introduction to Digital Learning

### WORKSHEET

#### Lesson 2

|   |  |
|---|--|
| <b>What are the benefits of connecting to the internet?</b>   |  |
| <b>What are some of the drawbacks of connecting to the internet?</b>  |  |
| <b>What security concerns might be when using a wireless connection versus a wired internet connection?</b> |  |



# Accessing the Internet

**Bring out your Worksheet or pen and paper.**

**05:00**



# The Internet

Can be accessed through a wireless or wired connection

A vast network of data and used by 59% of the world's population (and growing!)


An important way for people to participate in society at the local, national, and global level

Allows digital information to be shared online in the form of numbers, words, pictures, videos, or sounds



LESSON 3

# Access to Information and Online Communities





**I searched the Internet for...**

**I chatted online with  
someone about...**

**I received or sent an  
online message to...**

**I shared something  
online that...**



## Activity

What search engines do you know?

What information do you typically search for?

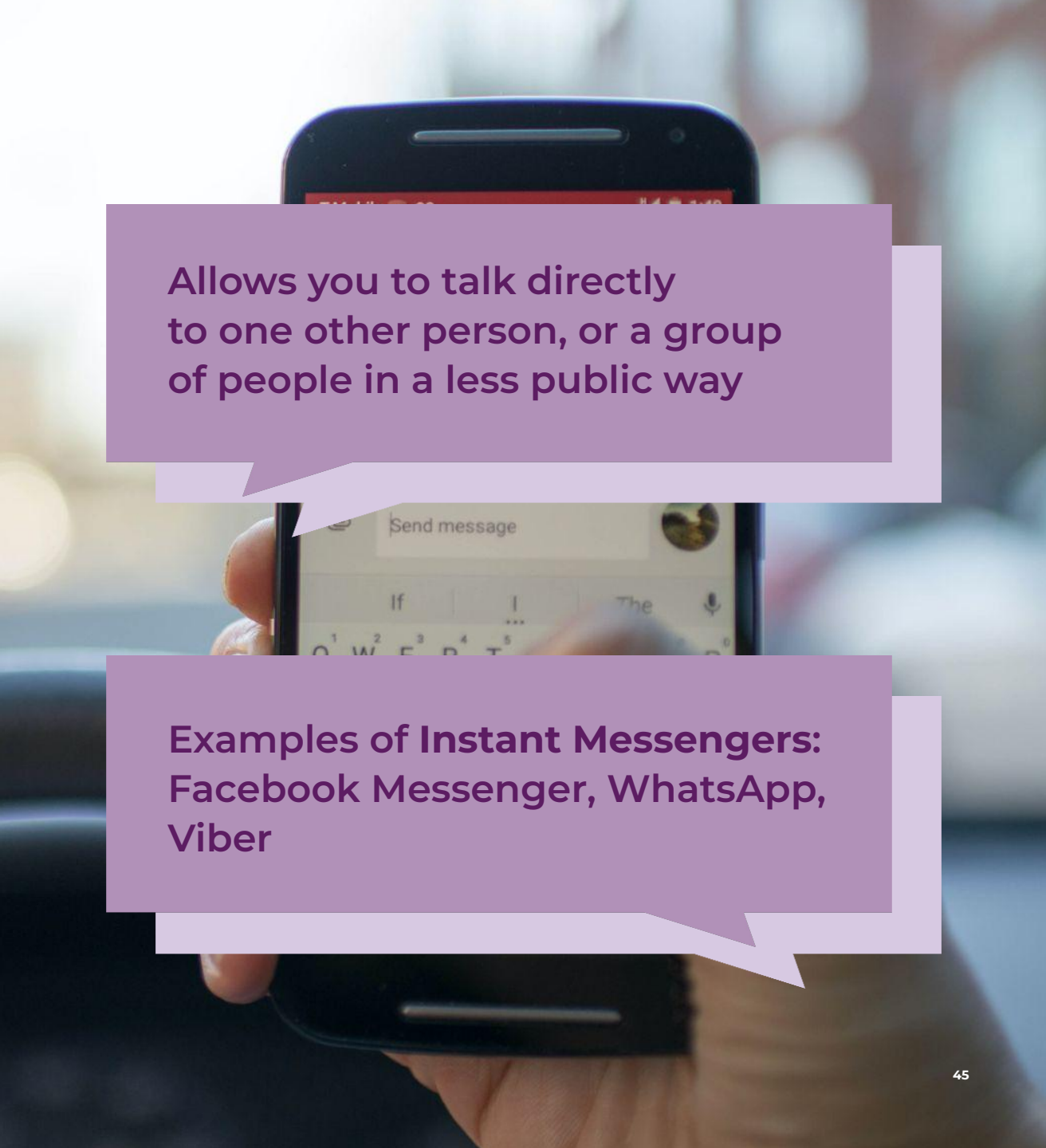




How many hours  
do you spend on  
**Social Media?**

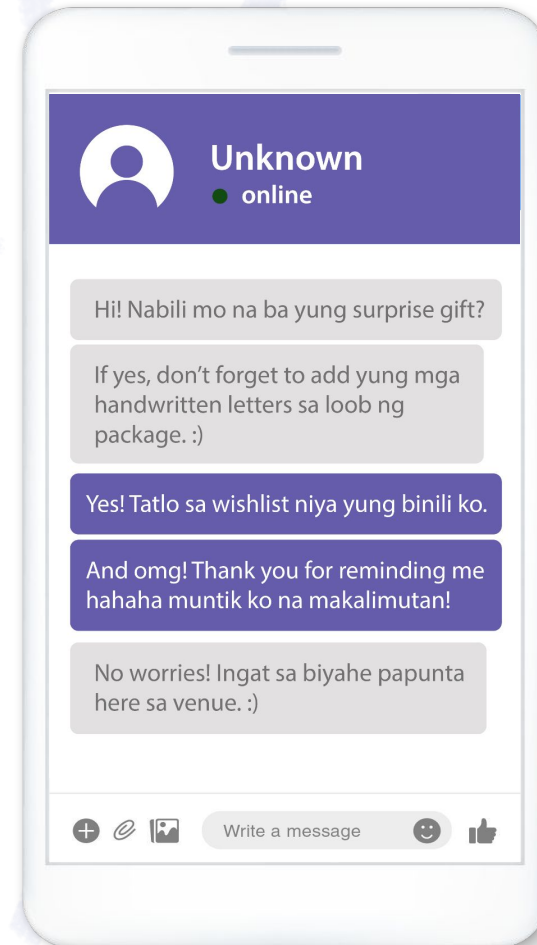
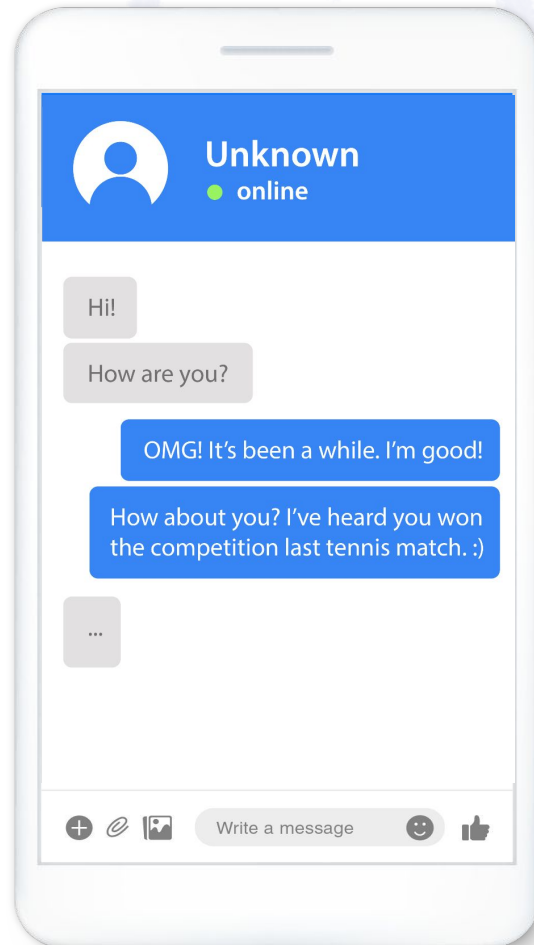


# Instant Messaging

A hand holding a black smartphone. The screen shows a messaging app interface with a 'Send message' button and a keyboard. The background is blurred, showing what appears to be a car interior.

Allows you to talk directly to one other person, or a group of people in a less public way

Examples of Instant Messengers: Facebook Messenger, WhatsApp, Viber





## What email platforms do you know?

# Know which platforms are better used for formal and informal communications!



## Going on the Internet

Using a web browser to connect to the internet, you will find websites and web pages to **access information and online communities**.



## Search Engines

There are many different search engines that contain different websites where you can **find more information on the topic** that you searched.




## Social Media

People use social media to **share about their personal lives, connect with family and friends**, or **engage in other** social behavior online.



LESSON 4

# Digital Identity and Online Reputation





**What are things  
that could form  
a digital identity?**



# Your Digital Identity

**Your personal information**

**Pictures, videos, and other media you post online**

**Posts you reshare online**

**Accounts you engage with**



## Activity

Things that  
represent your  
identity

Bring out your worksheet  
or pen and paper

### Lesson 4

| List 10 things about yourself | Would you be okay sharing to your FBS?<br>F – Friend, B – Boss,<br>S - Stranger |
|-------------------------------|---|
| 1.                            |   |
| 2.                            |   |
| 3.                            |   |
| 4.                            |   |
| 5.                            |   |
| 6.                            |   |
| 7.                            |   |
| 8.                            |   |
| 9.                            |   |
| 10.                           |   |



Sharing with  
**F**riends



Sharing with  
a **B**oss



Sharing with  
a **S**tranger

10:00

**Would you tell  
your friends...**

**Your name?**

**Where you live?**

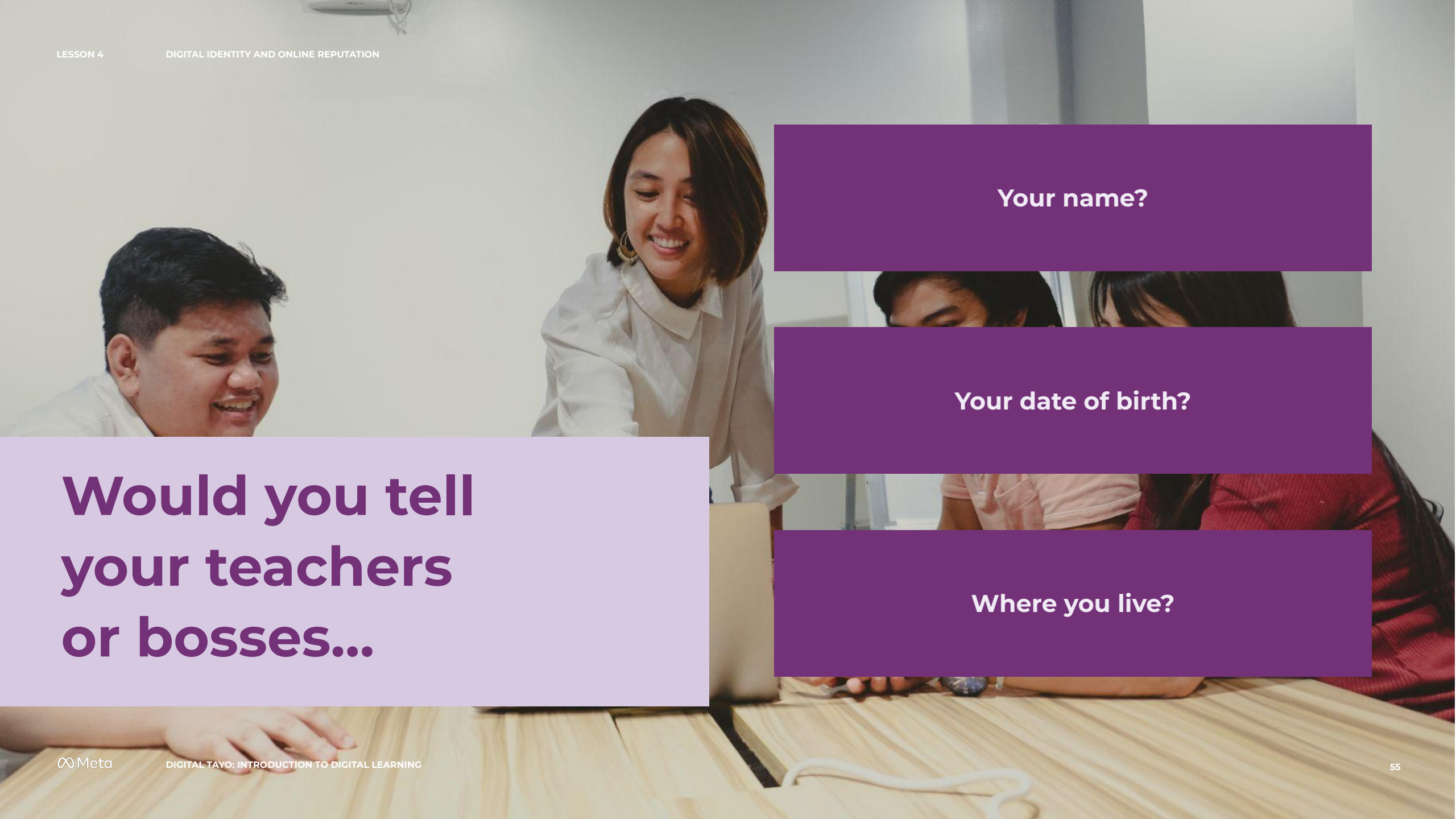
**Your secrets?**

**Would you tell  
your classmates  
or workmates...**

**Your name?**

**Your date of birth?**

**Where you live?**



**Would you tell  
your teachers  
or bosses...**

**Your name?**

**Your date of birth?**

**Where you live?**



# Activity

Search for your name!







**Would you share something that could hurt others, be misinterpreted, or harm your reputation — or someone else's?**

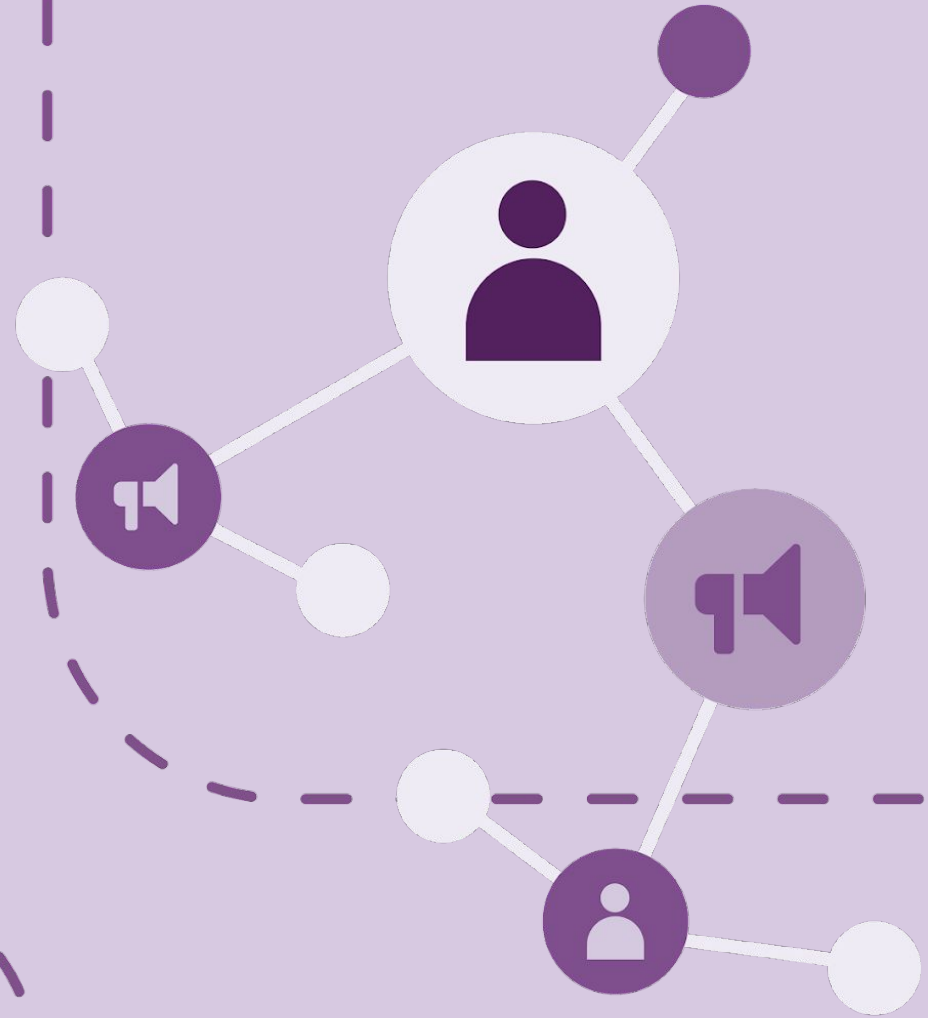
## When sharing online:

- ▶ Consider your values and audience.
- ▶ Be prepared that the information may spread beyond who you intended to reach.
- ▶ Consider that some information you post will be publicly available through online searches.
- ▶ People can search for more information about you both good and bad.



LESSON 5

# Digital Citizenship and Why It Matters





WHAT DOES  
**Digital Citizenship**  
MEAN TO YOU?

# Digital Citizenship

- ▶ Digital citizenship is important for keeping online communities safe and respectful.
- ▶ Digital citizens continue to grow and develop an understanding of what digital citizenship means and why it is important in an online world.
- ▶ The benefits and responsibilities of being a good digital citizen include continuous development of skills on appropriate, responsible, and empowered use of technology. These skills include helping people to discern fact from fiction, build healthy relationships, stay safe, find greater well-being, build resilience, lead with empathy, communicate across diverse cultures, respect other perspectives, think critically about how they contribute to society, and work together to make positive progress, online and off.



## Activity

# Benefits and Responsibilities as a Digital Citizen

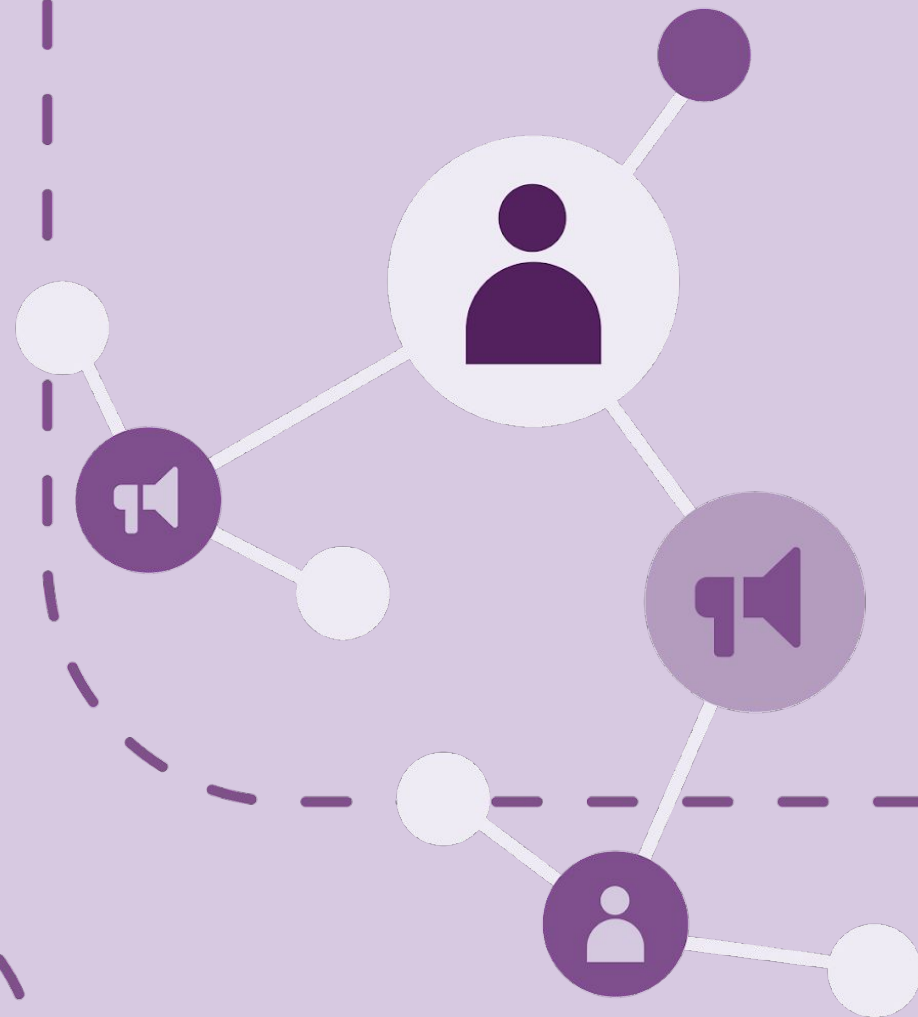
**Bring out your worksheet or pen and paper**

### Lesson 5

| What are the benefits and responsibilities as a Digital Citizen? | Why do these benefits and responsibilities of Digital Citizenship matter? |
|--|---|
| 1.   |   |
| 2.   |   |
| 3.   |   |

1. Think about 2-3 benefits and responsibilities you have now that you know what being a Digital Citizen constitutes
2. For each benefit/responsibility, write down the reason why you believe it matters to be upholding these benefits/responsibilities

# Wrap-up



# Key points



People connect to the internet using **a wide variety of devices to share information.**



The Internet can be accessed through **a wireless or wired connection** and need to be able to **balance the risks and benefits of using public connections.**



There are many different search engines that **contain different websites and provide a list of relevant websites** where you can find more information on the topic that you searched.



# Key points



People use social media platforms and websites to share about their **personal lives, connect with family and friends, or engage in other social behavior online.**



When considering what to share online **consider your values and audience**, as it may help you more easily determine the information **you feel comfortable sharing and what to not share with others.**



With new technologies today, publicly available online information **can grow very quickly to new audiences** and form others' opinions about you.

# Key points



**Consider what private information you want to appear online** when someone searches for your name — especially embarrassing information. Once this type of information is online, it can be very challenging to control who sees this content.



People you meet could use search engines to obtain more information about you. What they find, good or bad, is going to impact what they think about you. If you want to be able to have control over how they perceive you, **it is important for you to know what information they are likely to see.**



# What are your **KEY** **TAKEAWAYS?**

**Share them with 3 people after this.**



---

MODULE 5

DIGITAL TAYO

# Introduction to Digital Learning

