


Introduction to Digital Citizenship



∞ Meta

Digital Tayo

Building a global community of responsible digital citizens


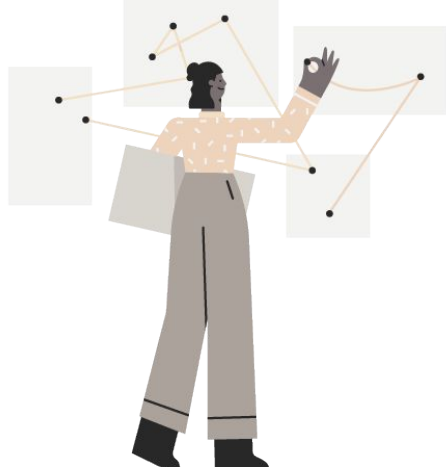


Build
Awareness

Educate

Thought
Leadership

In collaboration with



House Rules

1. **Kindly change your name to:**

ORG_NAME (e.g. AHA! BD_Juan Dela Cruz)

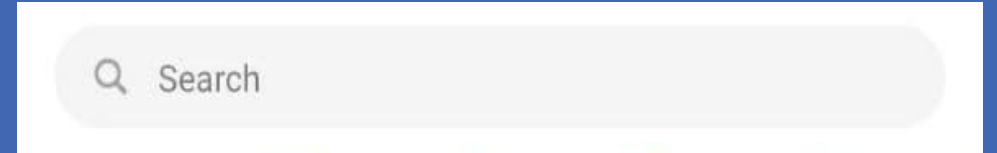
2. **Always show respect. This is a safe space.**
3. **Unmute only when you are speaking.**
4. **Press Zoom's Raise Hand button if you want to speak. When called, kindly unmute yourself and answer.**

HELLO!

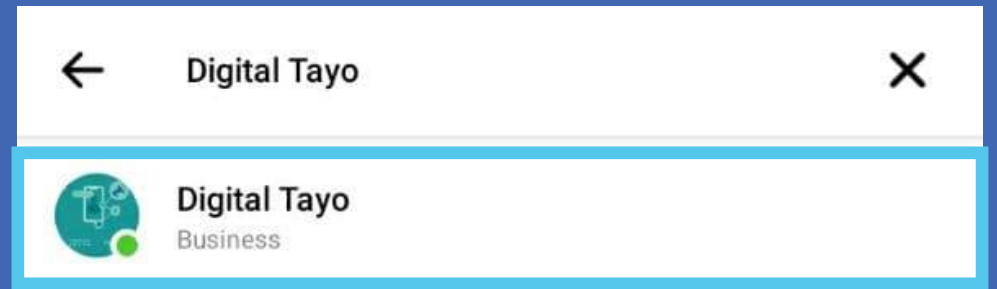
ABAD ENRIQUEZ

PRE-TEST LEARN CODE:
AHAE01

1. Open Facebook Messenger.
2. Type “Digital Tayo” in the search bar.



1. Click “Digital Tayo”.



1. Input Learn Code
2. Answer the questions.



Digital Tayo!

COMMENT "DIGITAL
TAYO" IF YOU CAN
RELATE TO EACH
SITUATION



Digital Tayo!

I WATCH
KOREAN DRAMAS



Digital Tayo!

I'M A MEMBER OF
HOME BUDDIES ON
FACEBOOK




Digital Tayo!

I AM A
PLANTITO/PLANTITA



Digital Tayo!

I'M READY TO BE A
RESPONSIBLE
DIGITAL CITIZEN



Me and Social Media





What is a
“Digital Citizen”?

DIGITAL CITIZEN

A **Digital Citizen** has the knowledge and skills to responsibly use the internet and other digital technologies.





How to become
a responsible
“Digital Citizen”?

A RESPONSIBLE DIGITAL CITIZEN PROTECTS...



ONE'S SELF

FAMILY AND FRIENDS

COMMUNITY

A RESPONSIBLE DIGITAL CITIZEN PROTECTS...



ONE'S SELF

FAMILY AND FRIENDS

COMMUNITY

Your tracks online

ANY BEHAVIOR
YOU DO ONLINE

LEAVES A MARK
DEPENDING ON
HOW YOU MANAGE
INFO



What you
share about
yourself

Profile and personal
information

Posts

Messages

What you share/like

Who are the ones that
have access to that info

Online friends and
relationships

WAYS OTHERS CAN ACCESS INFO ABOUT US

Images


Social media accounts

School

Job and employer

News stories

Community or social groups



Protect your **DIGITAL IDENTITY**



3 Ways to Protect your Digital Identity



1

Choose the content that you show other people

2

Be wary of abusive content

3

Secure your account

1 Choose the content that you show other people

Be your **authentic self** (don't use a fake name/profile and know when to report)

Choose your friends wisely
(unfriend, unfollow, block).

Choose your audience wisely
(be careful with what you share).

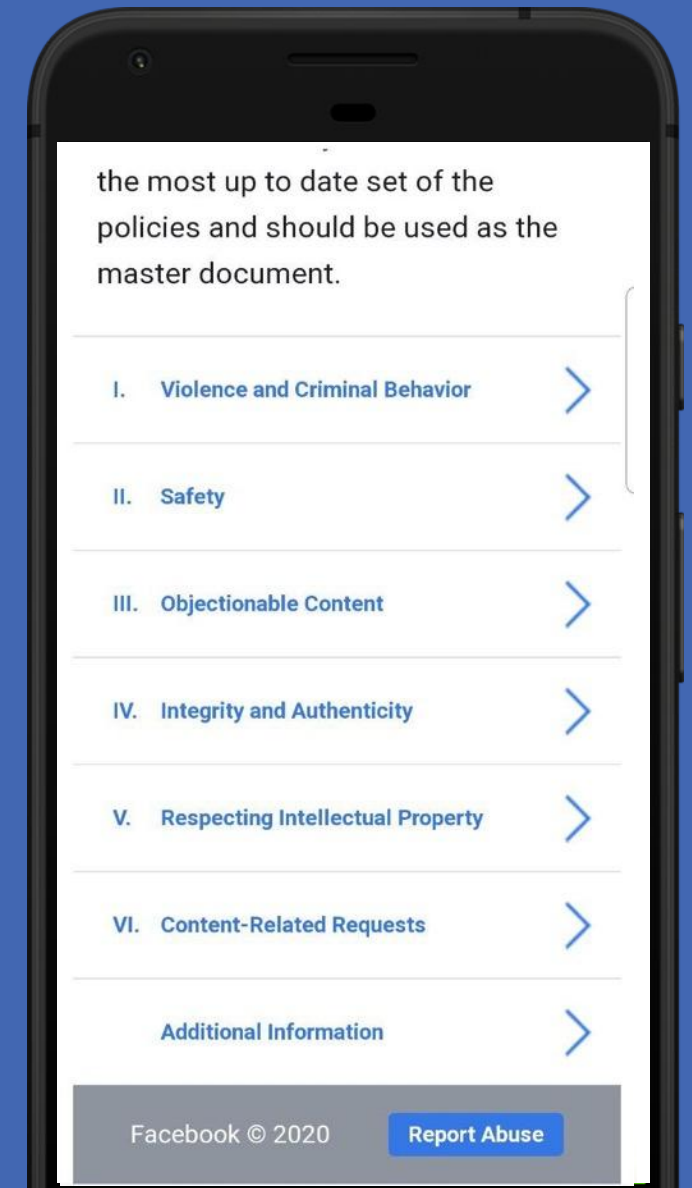
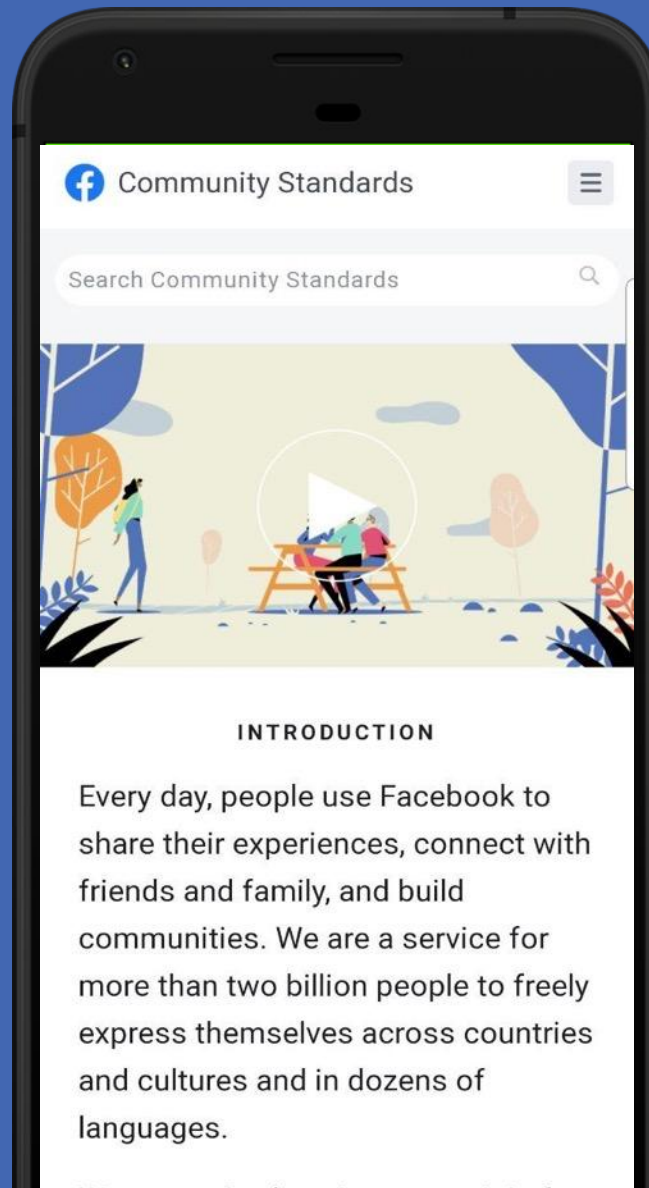


Facebook Community Standards

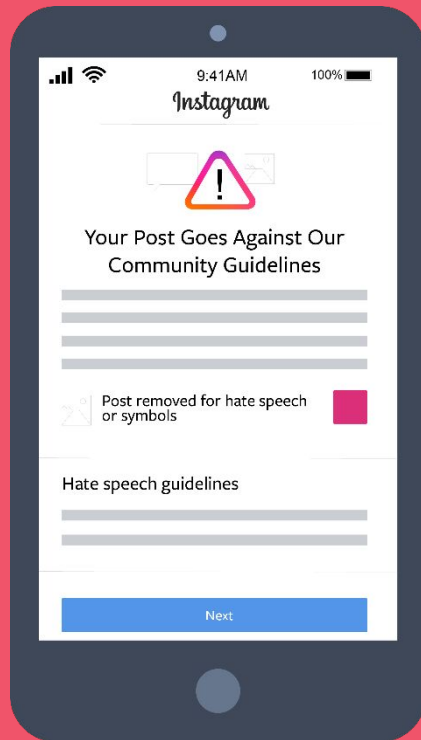
Like a Code of Conduct or Student Handbook, this is an outline of what is and what is not allowed on Facebook.

These policies are inclusive of different views and beliefs, those of people and communities that might otherwise be overlooked and marginalized.

<https://www.facebook.com/communitystandards>

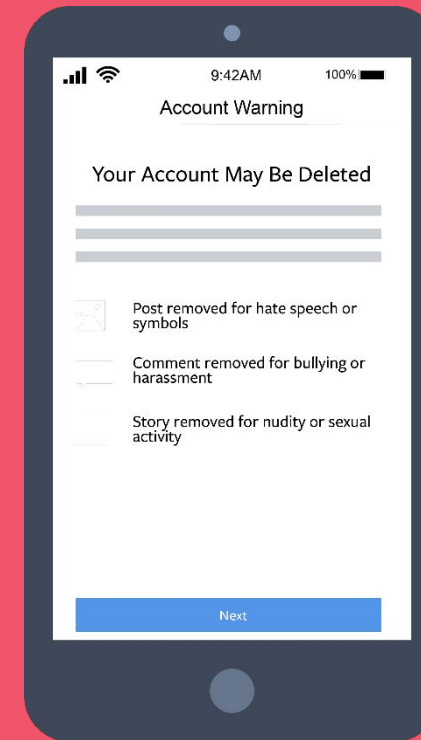


Content



Removal

Account



2

Be wary of abusive content

Be wary of **scam (money theft and identity theft) and phishing** (don't give out personal information or financial information)

Report abusive content (follow the community guidelines)



3

Secure your account

Secure your **log-in** and **log-out**

Use **strong passwords**
(combination of numbers, letters,
and characters).





Log-in alerts


Security check-up


← Security and login

Login




-  **Log in using your profile picture**
Tap or click your profile picture to log in, instead of using a password 1
-  **Change password**
It's a good idea to use a strong password that you don't use elsewhere

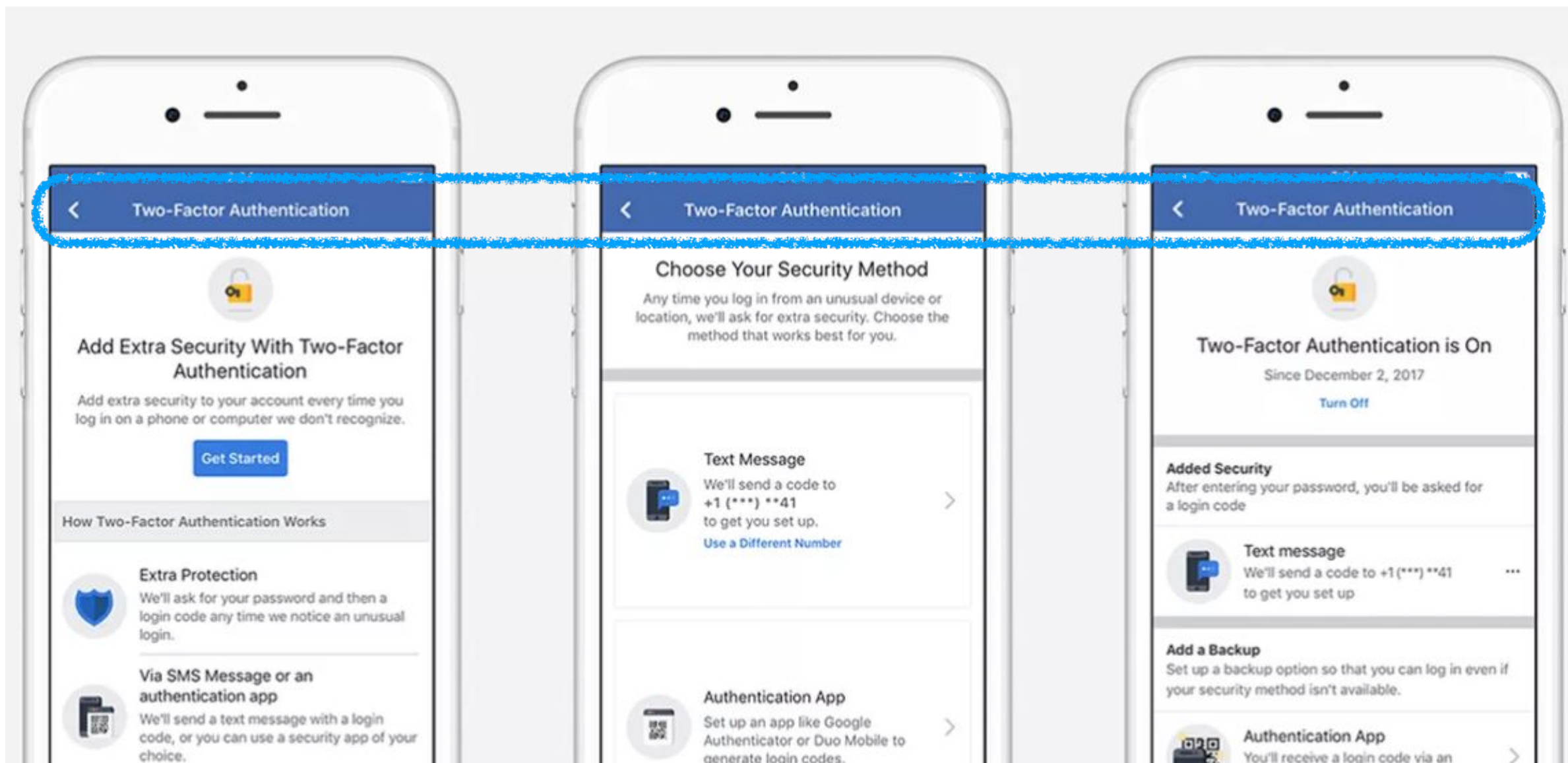
Setting up extra security

-  **Get alerts about unrecognised logins** Off
We'll let you know if anyone logs in from a device or browser you don't u...

 **Stay Secure on Facebook** ×

Michelle, we're always working to protect your account. Let's look at 3 ways you can increase your security.

 Update Status |  Add Photos/Video |  Create Photo Album



FOR A STRONG PASSWORD,
MAKE SURE IT...

Has a combination of small
and big letters.

Has different characters.

Is not too short.

<https://www.facebook.com/safety/educators/security/passwords/overview>

Sign Up

It's free and always will be.

Birthday

Feb ▾ 26 ▾ 1994 ▾

[Why do I need to provide my birthday?](#)

Female Male

By clicking Sign Up, you agree to our [Terms](#), [Data Policy](#) and [Cookies Policy](#). You may receive SMS Notifications from us and can opt out any time.

Sign Up

3

Secure your account

Set your **location privacy**.

Check your **privacy settings**
(conduct privacy check-up).

Check your **security settings**.



Protect your Digital Identity

Take the Facebook Privacy Checkup

<https://www.facebook.com/about/basics>

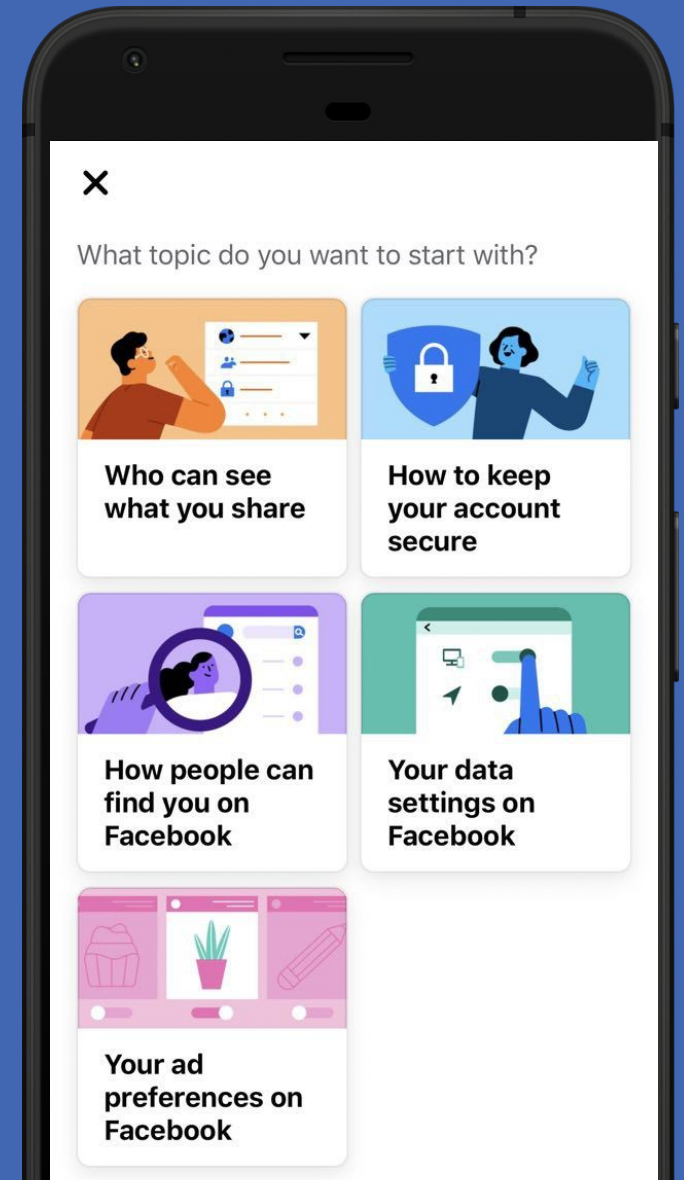
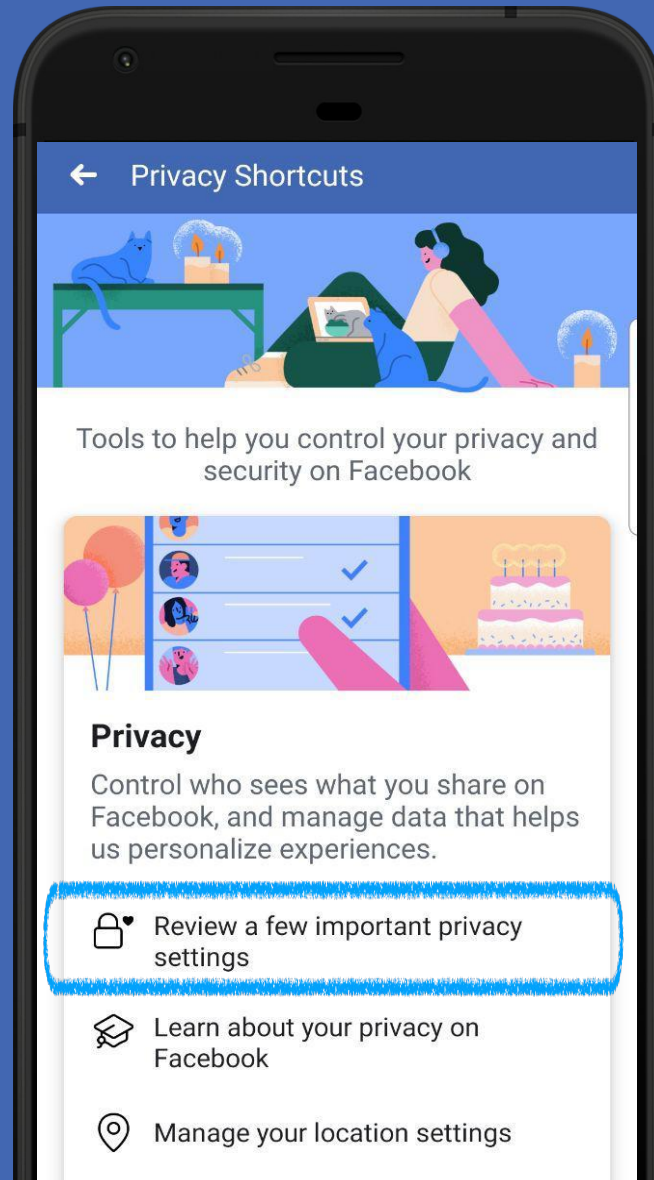
1. Click the ☰ at the top-right hand corner of Facebook and click Privacy Shortcuts.
2. Select Review a few important privacy settings under the Privacy section.
3. Click Next and answer the following questions about your Settings.



Privacy Checkup


The Privacy Checkup tool has expanded to five distinct topics to help you strengthen your account security:

- a) Who can see what you share
- a) How to keep your account secure
- a) How people can find you on Facebook
- a) Your data settings on Facebook
- a) Your ad preferences on Facebook



Secure accounts

SET STRONG PASSWORDS



ENABLE LOG-IN ALERTS

fb.me/LoginNotifications

ACTIVATE LOG-IN APPROVALS

fb.me/LoginApprovals

LOG-OUT OF UNUSED DEVICES

fb.me/ActiveSessions

SECURITY CHECKUP



facebook.com/help/securitycheckup

A RESPONSIBLE DIGITAL CITIZEN PROTECTS...



ONE'S SELF

FAMILY AND FRIENDS

COMMUNITY

A RESPONSIBLE DIGITAL CITIZEN PROTECTS...



ONE'S SELF

FAMILY AND FRIENDS

COMMUNITY

If you are to comment, how would you react to the following posts?

OFFICEMATE

I really hate my boss!

What should you reply?

FRIEND

It's such a hassle being in the Philippines! I hate it here!


What should you reply?

SIBLING

I'm too lazy to go to school

What should you reply?

DIGITAL COMMUNICATION: PERSON NOT A SCREEN



OFFICEMATE



FRIEND



SIBLING

We forget about
the **other person** –
behind the screen.



But behind every screen is a human being with unique experiences and backgrounds - just like you and me.

And remembering that allows us to **empathize** with them and try to put ourselves in their shoes.


EMPATHY is our ability to feel what another person is experiencing, from that person's point of view.



Butterfly or Two Faces



Vase or Two Faces



Q: Why is it important to communicate online respectfully?

- We have different perspective and experiences.
- It is our responsibility to **respect the values, feelings, and beliefs of others, and accept differences.**
- When we respect others and accept differences, we recognise that behind every screen is a human being - **we can have conversations that allow ourselves and communities to be better and more helpful.**

Ways to practice positive online engagement



Know your audience



Place ourselves in others' shoes



Treat everyone as important



Be open



Be sensitive to the environment

A RESPONSIBLE DIGITAL CITIZEN PROTECTS...



ONE'S SELF

FAMILY AND FRIENDS

COMMUNITY

A RESPONSIBLE DIGITAL CITIZEN PROTECTS...

ONE'S SELF

FAMILY AND FRIENDS

COMMUNITY



TYPES OF INFORMATION



Fact



Opinion




False
Information

Fact

Something that is true and can be proven.


“This is an **apple.**”




Opinion

Something that
cannot be proven.

“This is the only
apple in the city.”







What are the real-life consequences of false news?

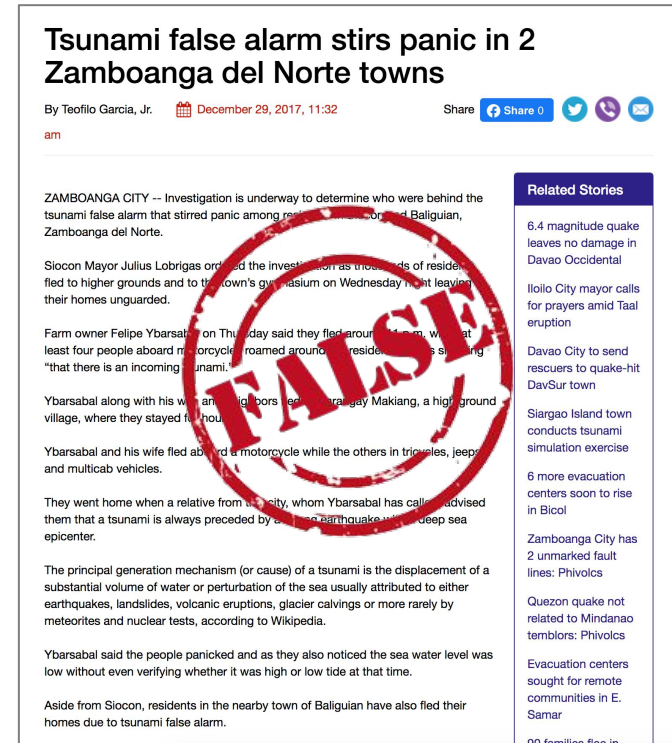
False news, real life consequences



Damages reputation



Deceiving, affects personal safety



Causes fear or panic



How do we know if the news article/post is **real** or **false**?



TRUE or FALSE?

1. I will flash various things that you can check to discern if a news story/post is true.
2. Click the letters that correspond to the items that you think should be checked.



How do we know if the news article/ post is real or false?

A

Read the "About
us" Website
Section

B

Domain/
Website name

C

Check if the
post is from a
close friend

D

Check the
picture

How do we know if the news article/ post is real or false?

A

Read the "About
us" Website
Section

B

Domain/
Website name

C

Check if the
post is from a
close friend

D

Check the
picture

How do we know if the news article/ post is real or false?

A

Shared by a
group or Page
you follow

B

With sources/
evidence from
credible
institutions

C

Shared by
more than
1000 people

D

Author

How do we know if the news article/ post is real or false?

A

Shared by a
group or Page
you follow

B

With sources/
evidence from
credible
institutions

C

Shared by
more than
1000 people

D

Author

How do we know if the news article/ post is real or false?

A

Spelling error, all CAPs, dramatic punctuations

B

Date of Post

C

Date of Article

D

If article is familiar

How do we know if the news article/ post is real or false?

A

Spelling error, all CAPs, dramatic punctuations

B

Date of Post

C

Date of Article

D

If article is familiar

How do we know if the news article/ post is real or false?

A

Picture
(reverse
search)

B

Posted in all
major news
outlets

C

Trending in
social media

D

Sent by a
friend

How do we know if the news article/ post is real or false?

A

Picture
(reverse
search)

B

Posted in all
major news
outlets

C


Trending in
social media

D

Sent by a
friend

What to check?





When we see false information on Facebook...

1. Click ... next to the post in question
2. Click *Report post*
3. Click *I think it shouldn't be on Facebook*
4. Click *It's a false news story*

When something gets reported to Facebook, we review it and remove anything that violates our Community Standards. facebook.com/communitystandards.



No information will be included about the person who filed the report when we reach out to the person responsible.

How can you be discerning with the posts you see?

- Have you experienced seeing a news event and thinking it was true because of rumors or a false image/video?
- What was the event?
- How did you figure out that the news was false?



**We are part
of one online
community,
we all have a
responsibility!**



Getting assistance through the Facebook Help Center

Links:

www.facebook.com/help/

www.facebook.com/hacked



Help Center

Questions You May Have

What names are allowed on Facebook?

How do I choose what I get notifications about on Facebook?

Where can I find my Facebook settings?

How do I change or reset my Facebook password?

Why am I seeing an error message saying I can't reply to a conversation on Facebook?

A RESPONSIBLE DIGITAL CITIZEN PROTECTS...



ONE'S SELF

FAMILY AND FRIENDS

COMMUNITY

Thank you!
#DIGITALTAYO

**POST-TEST LEARN CODE:
AHAE01**