



# MAINGAT: Your Digital Footprint

∞ Meta

Digital Tayo


# House Rules

1. **Kindly change your name to:**


**ORG\_NAME (e.g. AHA! BD\_Juan Dela Cruz)**

2. **Always show respect. This is a safe space.**
3. **Unmute only when you are speaking.**
4. **Press Zoom's Raise Hand button if you want to speak. When called, kindly unmute yourself and answer.**


# Building a global community of responsible digital citizens



Build Awareness



Educate



Thought Leadership



# Build Awareness



Learning Modules

# Educate



Program Partners

# Thought Leadership



Steering Committee

Global Resource




Workshops & Trainings



Digital Voices



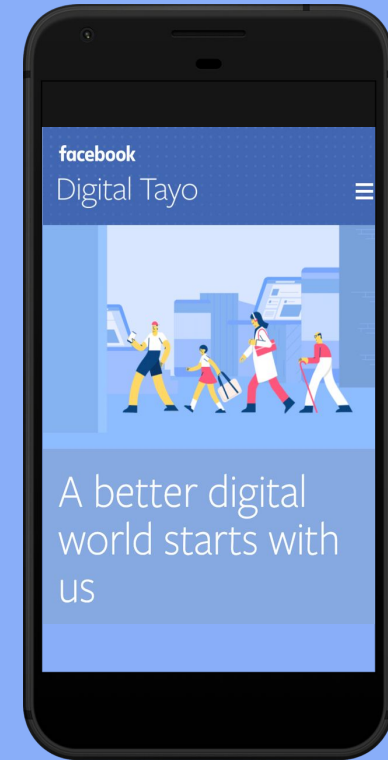
# Build Awareness



# Learning Modules



# Resources





[digitaltayo.fb.com](https://digitaltayo.fb.com)





# Community of Partners and Trainers

In collaboration with



---

# Digital Citizen

A Digital Citizen is a person who confidently uses digital technologies to **understand information online and interact positively with others.**

# WHAT'S TO COME...

How to be a responsible Digital User?  
**CREATE A SAFE ONLINE ENVIRONMENT**

**1.**

**MAINGAT:**  
**Your Digital  
Footprint**

**2.**

**MAGALANG:**  
You as a Digital  
Citizen

**3.**

**MAPANURI:**  
You as a  
Critical  
Thinker



# WHAT'S TO COME...

## MAINGAT: Your Digital Footprint

**1.** What is your digital identity?

**All that you enter, post, and share using the internet will become part of your digital identity.**

**2.** How can I protect my digital identity?


**Adjust the privacy settings and reflect on what should or should not be posted online.**

# HELLO!

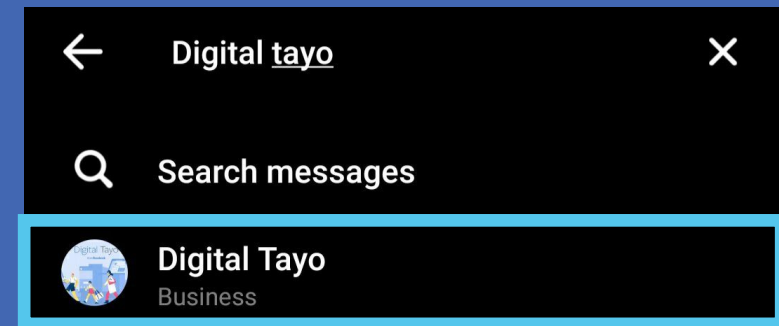
## Name

PRE-TEST LEARN CODE:  
<learn code>

1. Open Facebook Messenger.
2. Type “Digital Tayo” in the search bar.



1. Click “Digital Tayo”.



1. Answer the questions.



# Your tracks online

---

ANY BEHAVIOR  
YOU DO ONLINE

LEAVES A MARK  
DEPENDING ON  
HOW YOU MANAGE  
INFO



What you  
share about  
yourself

---

Profile and personal  
information

Posts

Messages

What you  
share/like

Who are the ones that  
have access to that info

---

Online friends and  
relationships





# Protect your DIGITAL IDENTITY



## 3 Ways to Protect your Digital Identity



1

Choose the content that you show other people

2

Be wary of abusive content

3

Secure your account

# 1 Choose the content that you show other people

---

Be your **authentic self** (don't use a fake name/profile and know when to report)

**Choose your friends wisely**  
(unfriend, unfollow, block).

**Choose your audience wisely**  
(be careful with what you share).

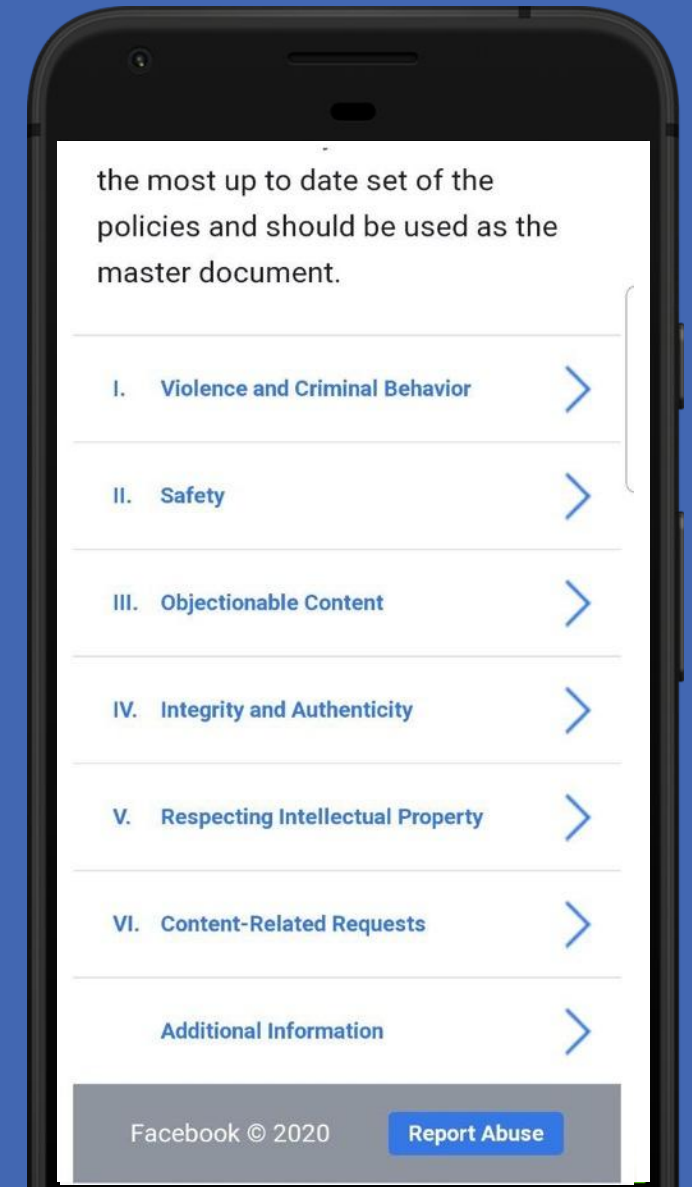
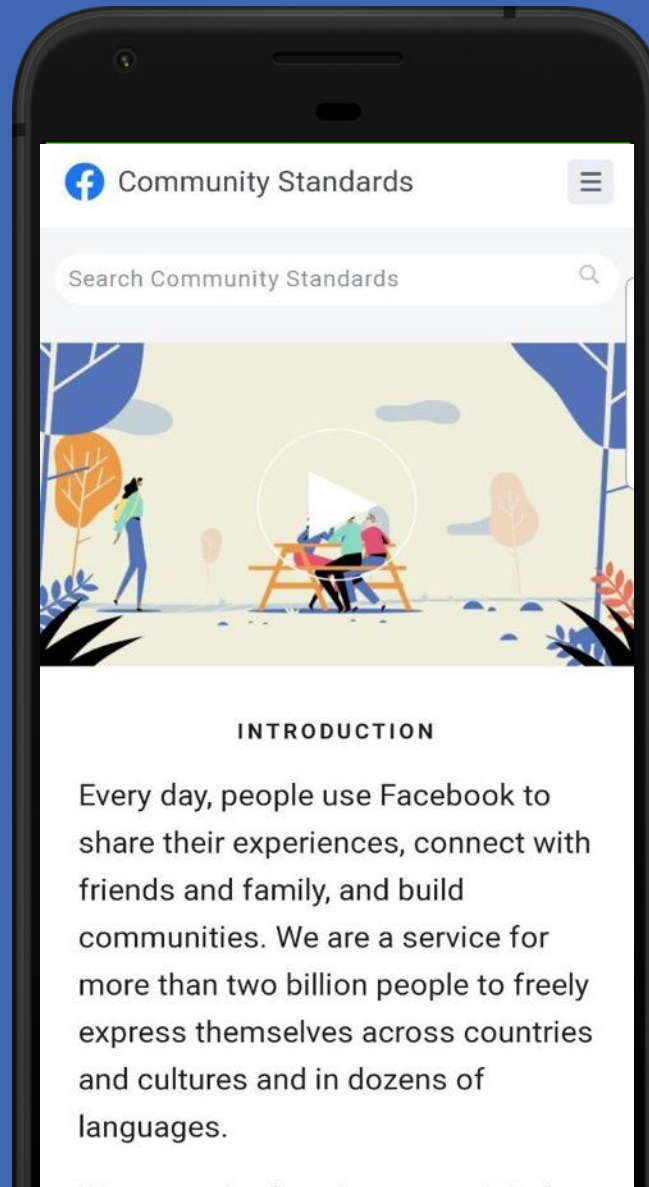


# Facebook Community Standards

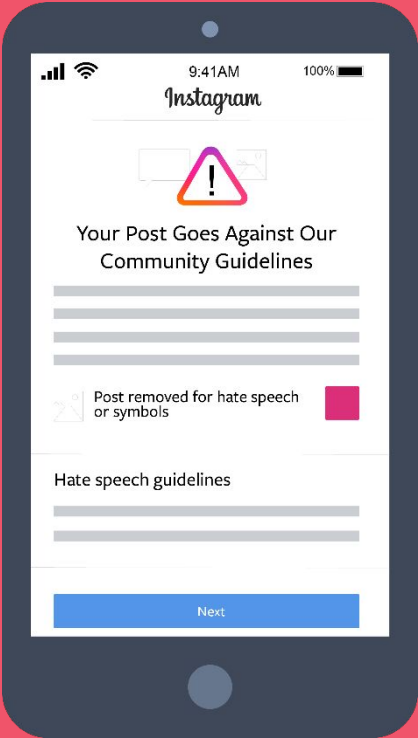
Like a Code of Conduct or Student Handbook, this is an outline of what is and what is not allowed on Facebook.

These policies are inclusive of different views and beliefs, those of people and communities that might otherwise be overlooked and marginalized.

<https://www.facebook.com/communitystandards>

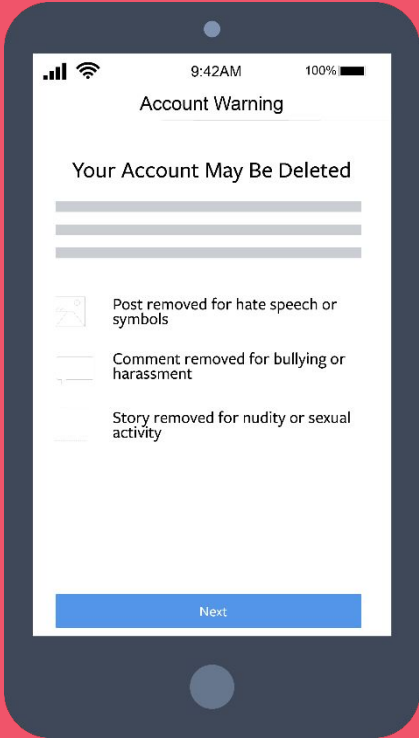


# Content



Removal

# Account





## 2 Be wary of abusive content

---

Be wary of **scam (money theft and identity theft) and phishing** (don't give out personal information or financial information)

**Report abusive content** (follow the community guidelines)



### 3 Secure your account

---

Secure your **log-in** and **log-out**

Use **strong passwords** (combination of numbers, letters, and characters).





# Log-in alerts


# Security check-up


← Security and login

**Login**




-  **Log in using your profile picture**  
Tap or click your profile picture to log in, instead of using a password 1
-  **Change password**  
It's a good idea to use a strong password that you don't use elsewhere

**Setting up extra security**

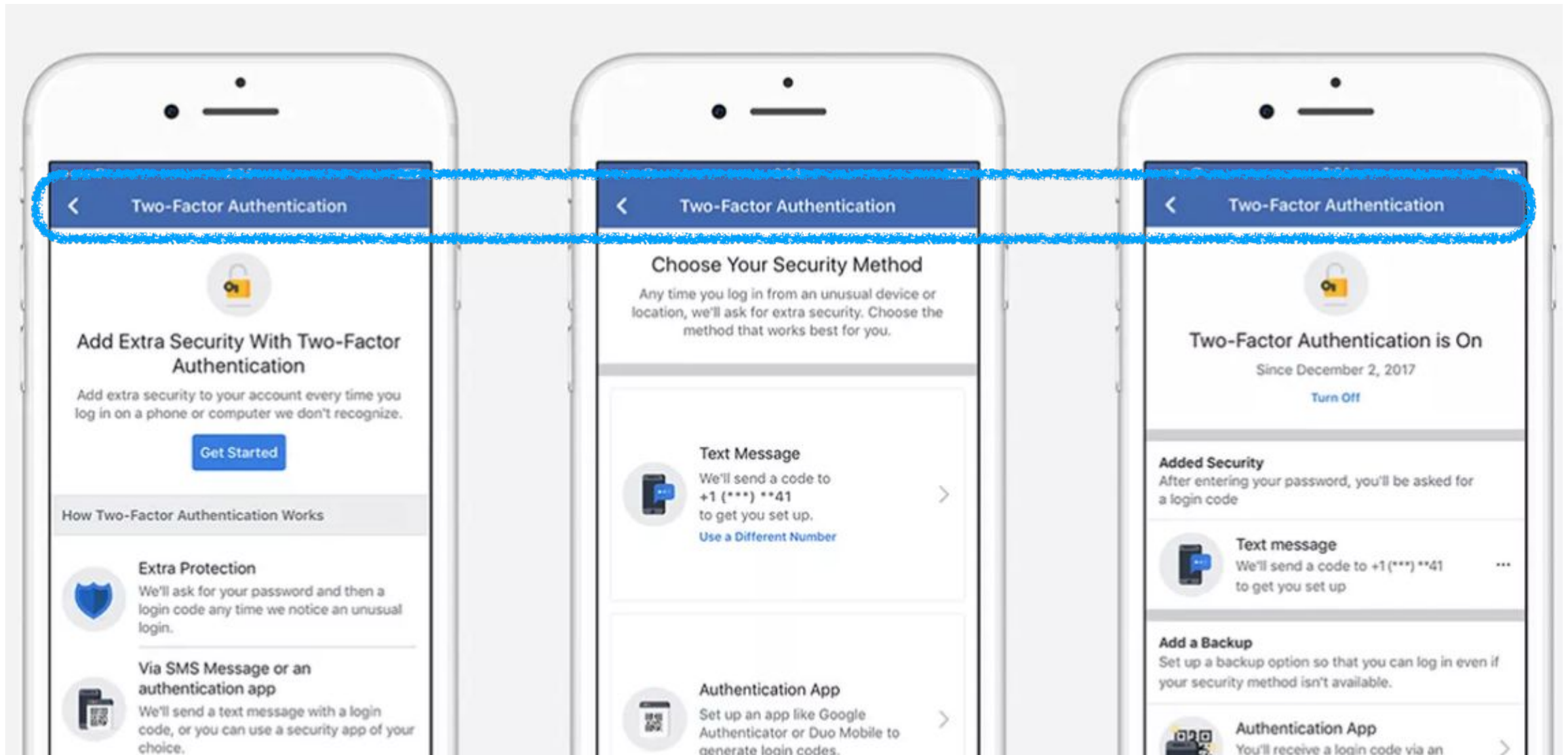
-  **Get alerts about unrecognised logins** Off  
We'll let you know if anyone logs in from a device or browser you don't u...

 **Stay Secure on Facebook** ×

Michelle, we're always working to protect your account. Let's look at 3 ways you can increase your security.

 Update Status |  Add Photos/Video |  Create Photo Album

# Two-factor authentication



FOR A STRONG PASSWORD,  
MAKE SURE IT...

---

Has a combination of  
small and big letters.

Has different characters.

Is not too short.

<https://www.facebook.com/safety/educators/security/passwords/overview>

## Sign Up

It's free and always will be.

Birthday

Feb ▾ 26 ▾ 1994 ▾

[Why do I need to provide my birthday?](#)

Female  Male

By clicking Sign Up, you agree to our [Terms](#), [Data Policy](#) and [Cookies Policy](#). You may receive SMS Notifications from us and can opt out any time.

Sign Up



### 3 Secure your account

---

Set your **location privacy**.

Check your **privacy settings** (conduct privacy check-up).

Check your **security settings**.



# Protect your Digital Identity

---

Take the Facebook Privacy Checkup

<https://www.facebook.com/about/basics>

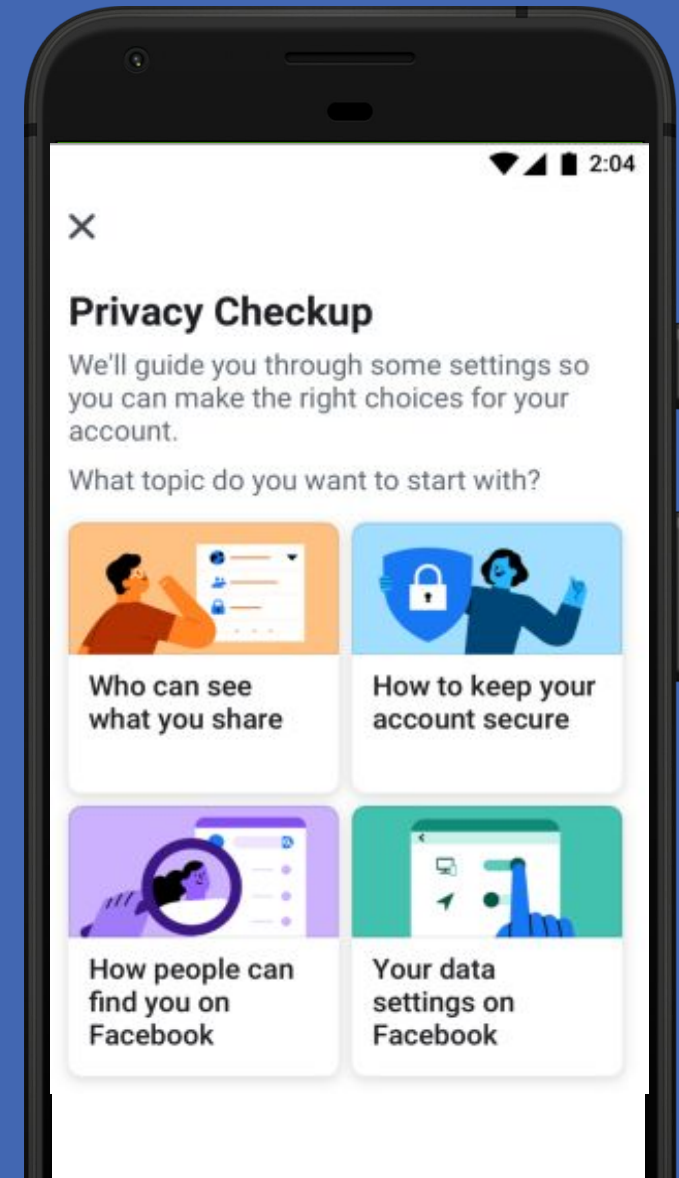
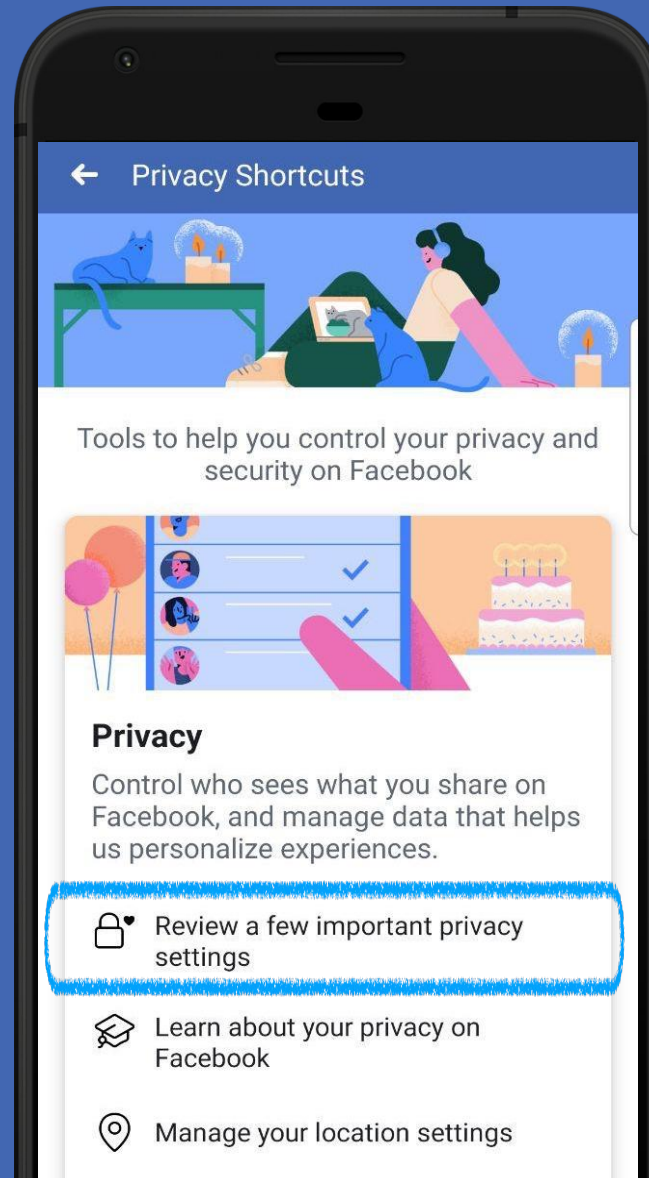
1. Click the ☰ at the top-right hand corner of Facebook and click Privacy Shortcuts.
2. Select Review a few important privacy settings under the Privacy section.
3. Click Next and answer the following questions about your Settings.



# Privacy Checkup

The Privacy Checkup tool has expanded to four distinct topics to help you strengthen your account security:

- a) Who can see what you share
- b) How to keep your account secure
- c) How people can find you on Facebook
- d) Your data settings on Facebook



# Secure accounts

**SET STRONG PASSWORDS**



**ENABLE LOG-IN ALERTS**

[fb.me/LoginNotifications](https://fb.me/LoginNotifications)

**ACTIVATE LOG-IN APPROVALS**

[fb.me/LoginApprovals](https://fb.me/LoginApprovals)

**LOG-OUT OF UNUSED DEVICES**

[fb.me/ActiveSessions](https://fb.me/ActiveSessions)

**SECURITY CHECKUP**



[fb.me/SecurityCheckup](https://fb.me/SecurityCheckup)

# Getting assistance through the Facebook Help Center

*Links:*

*[www.facebook.com/help/](http://www.facebook.com/help/)*

*[www.facebook.com/hacked](http://www.facebook.com/hacked)*



Help Center

## Questions You May Have

What names are allowed on Facebook?

How do I choose what I get notifications about on Facebook?

Where can I find my Facebook settings?

How do I change or reset my Facebook password?

Why am I seeing an error message saying I can't reply to a conversation on Facebook?

# WHAT'S TO COME...

## MAINGAT: Your Digital Footprint

**1.** What is your digital identity?

All that you enter, post, and share using the internet will become part of your digital identity.

**2.** How can I protect my digital identity?

Adjust the privacy settings and reflect on what should or should not be posted online.



# How to be a responsible Digital User?

CREATE A SAFE ONLINE ENVIRONMENT

---

## 1. Maingat: **Your Digital Footprint**

*Reflection of your Digital Self i.e. privacy/security settings, your posts and shares*

## 2. Magalang: **You as a Digital Citizen**

*Safe relationship-building online i.e. how to communicate online, how to avoid dangerous people*

## 3. Mapanuri: **You as a Critical Thinker**

*Safe digital actions for the community i.e. what to do with the availability of information, how to identify fake news*

Please answer our evaluation  
form!

**<tinyurl>**

**<QR CODE>**

Thank you!  
#DIGITALTAYO

**POST-TEST LEARN CODE:**  
<Learn Code>

